







							Enclosures			Mounting plates		
												
Dimensions			Doors	IP	Weight (kg) ⁽¹⁾	with plain door, with mounting plate	with plain door, without mounting plate	with glazed door, without mounting plate	Plain	Microperforated	Telequick	
Height (A) (mm)	Width (B) (mm)	Depth (C) (mm)										
200	200	150	1	66	2.5	-	NSYCRN22150	-	NSYMM22	-	-	
200	300	150	1	66	3.9	-	NSYCRN23150 (2)	-	NSYMM32	NSYMF32	-	
250	200	150	1	66	3.2	NSYCRN252150P	NSYCRN252150	-	NSYMM2520	-	-	
300	250	150	1	66	4.2	NSYCRN325150P	NSYCRN325150	NSYCRN325150T	NSYMM3025	-	NSYMR3025	
300	250	200	1	66	4.9	NSYCRN325200P	NSYCRN325200	NSYCRN325200T	NSYMM3025	-	NSYMR3025	
300	300	150	1	66	5.0	NSYCRN33150P	NSYCRN33150	NSYCRN33150T	NSYMM33	NSYMF33	NSYMR33	
300	300	200	1	66	6.0	NSYCRN33200P	NSYCRN33200	NSYCRN33200T	NSYMM33	NSYMF33	NSYMR33	
300	400	200	1	66	6.4	-	NSYCRN34200	NSYCRN34200T	NSYMM43	NSYMF43	NSYMR34	
300	450	150	1	66	6.7	-	NSYCRN345150	-	NSYMM3045	-	-	
400	300	150	1	66	6.0	NSYCRN43150P	NSYCRN43150	NSYCRN43150T	NSYMM43	NSYMF43	NSYMR43	
400	300	200	1	66	6.8	NSYCRN43200P	NSYCRN43200	NSYCRN43200T	NSYMM43	NSYMF43	NSYMR43	
400	400	200	1	66	8.0	NSYCRN44200P	NSYCRN44200	NSYCRN44200T	NSYMM44	NSYMF44	NSYMR44	
400	600	250	1	66	10.0	NSYCRN46250P	NSYCRN46250	NSYCRN46250T	NSYMM64	NSYMF64	NSYMR46	
400	600	300	1	66	11.2	-	NSYCRN46300	-	NSYMM64	NSYMF64	NSYMR46	
500	400	150	1	66	8.7	NSYCRN54150P	NSYCRN54150	NSYCRN54150T	NSYMM54	NSYMF54	NSYMR54	
500	400	200	1	66	9.8	NSYCRN54200P	NSYCRN54200	NSYCRN54200T	NSYMM54	NSYMF54	NSYMR54	
500	400	250	1	66	11.0	NSYCRN54250P	NSYCRN54250	NSYCRN54250T	NSYMM54	NSYMF54	NSYMR54	
500	500	250	1	66	12.8	NSYCRN55250P	NSYCRN55250	NSYCRN55250T	NSYMM55	NSYMF55	NSYMR55	
600	400	150	1	66	9.3	NSYCRN64150P	NSYCRN64150	NSYCRN64150T	NSYMM64	NSYMF64	NSYMR64	
600	400	200	1	66	10.8	NSYCRN64200P	NSYCRN64200	NSYCRN64200T	NSYMM64	NSYMF64	NSYMR64	
600	400	250	1	66	12.3	NSYCRN64250P	NSYCRN64250	NSYCRN64250T	NSYMM64	NSYMF64	NSYMR64	
600	500	150	1	66	11.3	NSYCRN65150P	NSYCRN65150	-	NSYMM65	NSYMF65	NSYMR65	
600	500	200	1	66	14.3	NSYCRN65200P	NSYCRN65200	NSYCRN65200T	NSYMM65	NSYMF65	NSYMR65	
600	500	250	1	66	16.2	NSYCRN65250P	NSYCRN65250	NSYCRN65250T	NSYMM65	NSYMF65	NSYMR65	
600	600	200	1	66	16.3	NSYCRN66200P	NSYCRN66200	NSYCRN66200T	NSYMM66	NSYMF66	NSYMR66	
600	600	250	1	66	18.2	NSYCRN66250P	NSYCRN66250	NSYCRN66250T	NSYMM66	NSYMF66	NSYMR66	
600	600	300	1	66	19.8	NSYCRN66300P	NSYCRN66300	NSYCRN66300T	NSYMM66	NSYMF66	NSYMR66	
600	800	300	1	66	26.0	-	NSYCRN68300	NSYCRN68300T	NSYMM86	NSYMF86	NSYMR68	
700	500	200	1	66	17.3	NSYCRN75200P	NSYCRN75200	NSYCRN75200T	NSYMM75	NSYMF75	NSYMR75	
700	500	250	1	66	19.3	NSYCRN75250P	NSYCRN75250	NSYCRN75250T	NSYMM75	NSYMF75	NSYMR75	
800	600	200	1	66	21.8	NSYCRN86200P	NSYCRN86200	NSYCRN86200T	NSYMM86	NSYMF86	NSYMR86	
800	600	250	1	66	24.8	NSYCRN86250P	NSYCRN86250	NSYCRN86250T	NSYMM86	NSYMF86	NSYMR86	
800	600	300	1	66	26.3	NSYCRN86300P	NSYCRN86300	NSYCRN86300T	NSYMM86	NSYMF86	NSYMR86	
800	600	400	1	66	30.0	-	NSYCRN86400	NSYCRN86400T	NSYMM86	NSYMF86	NSYMR86	
800	800	200	1	66	29.5	NSYCRN88200P	NSYCRN88200	-	NSYMM88	NSYMF88	NSYMR88	
800	800	300	1	66	32.5	NSYCRN88300P	NSYCRN88300	NSYCRN88300T	NSYMM88	NSYMF88	NSYMR88	
800	1000	300	2	55	40.0	-	NSYCRN810300D	-	NSYMM108	NSYMF108	NSYMR810	
800	1200	300	2	55	46.0	-	NSYCRN812300D	-	NSYMM128	NSYMF128	2x NSYMR86 (4)	
1000	600	250	1	66	28.4	NSYCRN106250P	NSYCRN106250	NSYCRN106250T	NSYMM106	NSYMF106	NSYMR106	
1000	600	300	1	66	30.6	NSYCRN106300P	NSYCRN106300	NSYCRN106300T	NSYMM106	NSYMF106	NSYMR106	
1000	600	400	1	66	36.0	-	NSYCRN106400	NSYCRN106400T	NSYMM106	NSYMF106	NSYMR106	
1000	800	250	1	66	34.5	NSYCRN108250P	NSYCRN108250	NSYCRN108250T	NSYMM108	NSYMF108	NSYMR108	
1000	800	300	1	66	37.4	NSYCRN108300P	NSYCRN108300	NSYCRN108300T	NSYMM108	NSYMF108	NSYMR108	
1000	800	400	1	66	43.0	-	NSYCRN108400	NSYCRN108400T	NSYMM108	NSYMF108	NSYMR108	
1000	1000	300	2 ⁽³⁾	55	47.0	-	NSYCRN1010300D	NSYCRN1010300T	NSYMM1010	NSYMF1010	NSYMR1010 (5)	
1000	1200	300	2	55	55.0	-	NSYCRN1012300D	-	NSYMM1210	NSYMF1210	NSYMR1012 (5)	
1000	1200	400	2	55	60.0	-	NSYCRN1012400D	-	NSYMM1210	NSYMF1210	NSYMR1012 (5)	
1200	600	300	1	66	37.0	-	NSYCRN126300	NSYCRN126300T	NSYMM126	NSYMF126	NSYMR126	
1200	600	400	1	66	42.0	-	NSYCRN126400	NSYCRN126400T	NSYMM126	NSYMF126	NSYMR126	
1200	800	300	1	66	45.0	-	NSYCRN128300	NSYCRN128300T	NSYMM128	NSYMF128	NSYMR128	
1200	800	400	1	66	50.0	-	NSYCRN128400	NSYCRN128400T	NSYMM128	NSYMF128	NSYMR128	
1200	1000	300	2	55	56.0	-	NSYCRN1210300D	-	NSYMM1210	NSYMF1210	NSYMR1210 (5)	
1200	1000	400	2	55	61.0	-	NSYCRN1210400D	-	NSYMM1210	NSYMF1210	NSYMR1210 (5)	
1200	1200	300	2	55	64.0	-	NSYCRN1212300D	-	NSYMM1212	2x NSYMF126 (4)	2x NSYMR126 (4)	
1200	1200	400	2	55	90.0	-	NSYCRN1212400D	-	NSYMM1212	2x NSYMF126 (4)	2x NSYMR126 (4)	
1400	1000	300	2	55	80.0	-	NSYCRN1410300D	-	NSYMM1410	-	NSYMR1410 (5)	

		Cable entries				
						
	Bakelite	DIN rail chassis	Type of cable entry	Cable gland plate standard	Cable gland plate insulated	Adapter plate for FL21 Membrane
-	-	-	0	NSYTLCRNO	-	-
NSYMB32	-	-	B	NSYTLCRNB	-	-
-	-	-	0	NSYTLCRNO	-	-
NSYMB3025	-	-	A	NSYTLCRNB	-	-
NSYMB3025	-	-	A	NSYTLCRNB	-	-
NSYMB33	-	NSYMD33	B	NSYTLCRNB	NSYTSACRNB	-
NSYMB33	-	NSYMD33	B	NSYTLCRNB	NSYTSACRNB	-
NSYMB43	-	-	C	NSYTLCRNC	NSYTSACRNC	NSYTFL21CRNC
NSYMB43	-	-	B	NSYTLCRNB	NSYTSACRNB	-
NSYMB43	-	NSYMD43	B	NSYTLCRNB	NSYTSACRNB	-
NSYMB43	-	NSYMD43	B	NSYTLCRNB	NSYTSACRNB	-
-	-	-	C	NSYTLCRNC	NSYTSACRNC	NSYTFL21CRNC
NSYMB64	-	-	D	NSYTLCRND	NSYTSACRND	NSYTFL21CRND
NSYMB64	-	-	D	NSYTLCRND	NSYTSACRND	NSYTFL21CRND
NSYMB54	-	NSYMD54	B	NSYTLCRNB	NSYTSACRNB	-
NSYMB54	-	NSYMD54	C	NSYTLCRNC	NSYTSACRNC	NSYTFL21CRNC
NSYMB54	-	NSYMD54	C	NSYTLCRNC	NSYTSACRNC	-
-	-	-	D	NSYTLCRND	NSYTSACRND	NSYTFL21CRND
NSYMB64	-	NSYMD64	B	NSYTLCRNB	NSYTSACRNB	-
NSYMB64	-	NSYMD64	C	NSYTLCRNC	NSYTSACRNC	NSYTFL21CRNC
NSYMB64	-	NSYMD64	C	NSYTLCRNC	NSYTSACRNC	NSYTFL21CRNC
NSYMB65	-	-	B	NSYTLCRNB	NSYTSACRNB	-
NSYMB65	-	-	D	NSYTLCRND	NSYTSACRND	NSYTFL21CRND
NSYMB65	-	-	D	NSYTLCRND	NSYTSACRND	NSYTFL21CRND
-	-	NSYMD66	D	NSYTLCRND	NSYTSACRND	NSYTFL21CRND
-	-	NSYMD66	D	NSYTLCRND	NSYTSACRND	NSYTFL21CRND
-	-	NSYMD66	D	NSYTLCRND	NSYTSACRND	NSYTFL21CRND
-	-	-	E	NSYTLCRNC (7)	NSYTSACRNC	NSYTFL21CRNC
NSYMB75	-	NSYMD75	D	NSYTLCRND	NSYTSACRND	NSYTFL21CRND
NSYMB75	-	NSYMD75	D	NSYTLCRND	NSYTSACRND	NSYTFL21CRND
NSYMB86	-	NSYMD86	D	NSYTLCRND	NSYTSACRND	NSYTFL21CRND
NSYMB86	-	NSYMD86	D	NSYTLCRND	NSYTSACRND	NSYTFL21CRND
NSYMB86	-	NSYMD86	D	NSYTLCRND	NSYTSACRND	NSYTFL21CRND
NSYMB86	-	NSYMD86	D	NSYTLCRND	NSYTSACRND	NSYTFL21CRND
-	-	-	E	NSYTLCRNC (7)	NSYTSACRNC (8)	NSYTFL21CRNC
-	-	-	E	NSYTLCRNC (7)	NSYTSACRNC (8)	NSYTFL21CRNC
-	-	-	D	2 x NSYTLCRND	2 x NSYTSACRND	2 x NSYTFL21CRND
-	-	-	D	2 x NSYTLCRND	2 x NSYTSACRND	2 x NSYTFL21CRND
-	-	-	D	NSYTLCRND	NSYTSACRND	NSYTFL21CRND
-	-	-	D	NSYTLCRND	NSYTSACRND	NSYTFL21CRND
-	-	-	D	NSYTLCRND	NSYTSACRND	NSYTFL21CRND
NSYMB108	-	NSYMD108	E	NSYTLCRNC (7)	NSYTSACRNC (8)	NSYTFL21CRNC
NSYMB108	-	NSYMD108	E	NSYTLCRNC (7)	NSYTSACRNC (8)	NSYTFL21CRNC
NSYMB108	-	NSYMD108	C	2 x NSYTLCRNC	2 x NSYTSACRNC	2 x NSYTFL21CRNC
NSYMB1210	-	-	D	2 x NSYTLCRND	2 x NSYTSACRND	2 x NSYTFL21CRND
NSYMB1210	-	-	D	2 x NSYTLCRND	2 x NSYTSACRND	2 x NSYTFL21CRND
-	-	-	D	2 x NSYTLCRND	2 x NSYTSACRND	2 x NSYTFL21CRND
-	-	-	D	NSYTLCRND	NSYTSACRND	NSYTFL21CRND
-	-	-	D	NSYTLCRND	NSYTSACRND	NSYTFL21CRND
-	-	NSYMD128	C	2 x NSYTLCRNC	2 x NSYTSACRNC	2 x NSYTFL21CRNC
-	-	NSYMD128	C	2 x NSYTLCRNC	2 x NSYTSACRNC	2 x NSYTFL21CRNC
NSYMB1210	-	-	D	2 x NSYTLCRND	2 x NSYTSACRND	2 x NSYTFL21CRND
NSYMB1210	-	-	D	2 x NSYTLCRND	2 x NSYTSACRND	2 x NSYTFL21CRND
-	-	-	D	2 x NSYTLCRND	2 x NSYTSACRND	2 x NSYTFL21CRND
-	-	-	D	2 x NSYTLCRND	2 x NSYTSACRND	2 x NSYTFL21CRND
-	-	-	D	2 x NSYTLCRND	2 x NSYTSACRND	2 x NSYTFL21CRND

 (6) Order **NSYAMCSF**, **NSYMDVR12** in steel.







(7) With two holes.

 (8) For flange openings type E, two **NSYTSACRNC** are required.

(9) Cable entry FlexiCable IP55

• For other dimensions, see our application offer.

Dimensions				Electric distribution						
Height (mm)	Width (mm)	Depth (mm)	Doors	DLA insulated Distribution chassis	DL metal distribution chassis	DLM metal distribution chassis	Plain cover plate for DLM	Mounting plate for DLM	Blanking plate	
200	200	150	1	-	-	-	-	-	-	
200	300	150	1	-	-	-	-	-	-	
250	200	150	1	-	-	-	-	-	-	
300	250	150	1	-	NSYDLCR18	-	-	-	-	
300	250	200	1	-	NSYDLCR18	-	-	-	-	
300	300	150	1	-	-	-	-	-	-	
300	300	200	1	-	-	-	-	-	-	
300	400	200	1	-	-	-	-	-	-	
300	450	150	1	-	-	-	-	-	-	
400	300	150	1	NSYDLA24G	NSYDLCR24	NSYDLM24	-	-	-	NSYATP72M
400	300	200	1	NSYDLA24G	NSYDLCR36	NSYDLM24	-	-	-	NSYATP72M
400	400	200	1	-	NSYDLCR24 (1)	-	-	-	-	-
400	600	250	1	-	NSYDLCR36 (1)	-	-	-	-	-
400	600	300	1	-	-	-	-	-	-	-
500	400	150	1	NSYDLA48G	-	NSYDLM48	-	-	-	NSYATP72M
500	400	200	1	NSYDLA48G	-	NSYDLM48	-	-	-	NSYATP72M
500	400	250	1	NSYDLA48G	NSYDLCR48	NSYDLM48	-	-	-	NSYATP72M
500	500	250	1	-	NSYDLCR48 (1)	-	-	-	-	-
600	400	150	1	NSYDLA48PG	-	NSYDLM48P	-	-	-	NSYATP72M
600	400	200	1	NSYDLA48PG	-	NSYDLM48P	-	-	-	NSYATP72M
600	400	250	1	NSYDLA48PG	NSYDLCR64	NSYDLM48P	-	-	-	NSYATP72M
600	500	150	1	-	NSYDLCR64	-	-	-	-	-
600	500	200	1	-	-	-	-	-	-	-
600	500	250	1	-	NSYDLCR88	-	-	-	-	-
600	600	200	1	-	NSYDLCR88	NSYDLM84P	NSYCTL600DLM	-	-	NSYATP72M
600	600	250	1	-	-	NSYDLM84P	NSYCTL600DLM	-	-	-
600	600	300	1	-	-	NSYDLM84P	NSYCTL600DLM	-	-	NSYATP72M
600	800	300	1	-	-	-	-	-	-	-
700	500	200	1	NSYDLA66G / NSYDLA88G	-	NSYDLM66 / NSYDLM88	NSYCTL500DLM	NSYPMP500DLM	-	NSYATP72M
700	500	250	1	NSYDLA66G / NSYDLA88G	-	NSYDLM66 / NSYDLM88	NSYCTL500DLM	NSYPMP500DLM	-	NSYATP72M
800	600	200	1	NSYDLA84G / NSYDLA112G	NSYDLCR110	NSYDLM84 / NSYDLM112	NSYCTL600DLM	NSYPMP600DLM	-	NSYATP72M
800	600	250	1	NSYDLA84G / NSYDLA112G	-	NSYDLM84 / NSYDLM112	NSYCTL600DLM	NSYPMP600DLM	-	NSYATP72M
800	600	300	1	NSYDLA84G / NSYDLA112G	NSYDLCR135	NSYDLM84 / NSYDLM112	NSYCTL600DLM	NSYPMP600DLM	-	NSYATP72M
800	600	400	1	NSYDLA84G / NSYDLA112G	-	NSYDLM84 / NSYDLM112	NSYCTL600DLM	NSYPMP600DLM	-	NSYATP72M
800	800	200	1	-	-	-	-	-	-	-
800	800	300	1	-	-	-	-	-	-	-
800	1000	300	2	-	-	-	-	-	-	-
800	1200	300	2	-	-	-	-	-	-	-
1000	600	250	1	-	-	NSYDLM168	NSYCTL600DLM	NSYPMP600DLM	-	NSYATP72M
1000	600	300	1	-	-	NSYDLM168	NSYCTL600DLM	NSYPMP600DLM	-	NSYATP72M
1000	600	400	1	-	-	NSYDLM168	NSYCTL600DLM	NSYPMP600DLM	-	NSYATP72M
1000	800	250	1	NSYDLA234G	-	NSYDLM240	NSYCTL800DLM	NSYPMP800DLM	-	NSYATP72M
1000	800	300	1	NSYDLA234G	-	NSYDLM240	NSYCTL800DLM	NSYPMP800DLM	-	NSYATP72M
1000	800	400	1	NSYDLA234G	-	NSYDLM240	NSYCTL800DLM	NSYPMP800DLM	-	NSYATP72M
1000	1000	300	2	-	-	-	-	-	-	-
1000	1200	300	2	-	-	-	-	-	-	-
1000	1200	400	2	-	-	-	-	-	-	-
1200	600	300	1	-	-	-	-	-	-	-
1200	600	400	1	-	-	-	-	-	-	-
1200	800	300	1	-	-	-	-	-	-	-
1200	800	400	1	-	-	-	-	-	-	-
1200	1000	300	2	-	-	-	-	-	-	-
1200	1000	400	2	-	-	-	-	-	-	-
1200	1200	300	2	-	-	-	-	-	-	-
1200	1200	400	2	-	-	-	-	-	-	-
1400	1000	300	2	-	-	-	-	-	-	-

Electronic and network		Plinths (100 mm)		Plinths (200 mm)		Installation system			Dimensions		
									Height (mm)	Width (mm)	Depth (mm)
Fixed 19" rack	Swing 19" rack	Single plinths side plate ⁽¹⁾	Single plinths front plate ⁽¹⁾	Single plinths side plate ⁽¹⁾	Single plinths front plate ⁽¹⁾	Inner door	Step slides	Wall-fixing lugs			
-	-	-	-	-	-	-	-	NSYPFCR	200	200	150
-	-	-	-	-	-	-	-	NSYPFCR	200	300	150
-	-	-	-	-	-	-	-	NSYPFCR	250	200	150
-	-	-	-	-	-	-	-	NSYPFCR	300	250	150
-	-	-	-	-	-	-	NSYSDCR200	NSYPFCR	300	250	200
-	-	-	-	-	-	-	-	NSYPFCR	300	300	150
-	-	-	-	-	-	-	NSYSDCR200	NSYPFCR	300	300	200
-	-	-	-	-	-	-	NSYSDCR200	NSYPFCR	300	400	200
-	-	-	-	-	-	-	-	NSYPFCR	300	450	150
-	-	-	-	-	-	NSYPIN43	-	NSYPFCR	400	300	150
-	-	-	-	-	-	NSYPIN43	NSYSDCR200	NSYPFCR	400	300	200
-	-	-	-	-	-	-	NSYSDCR200	NSYPFCR	400	400	200
NSYVDM8UF	-	-	-	-	-	-	NSYSDCR250	NSYPFCR	400	600	250
NSYVDM8UF	-	NSYSPS3100SD	NSYSPF6100	NSYSPS3200SD	NSYSPF6200	-	NSYSDCR300	NSYPFCR	400	600	300
-	-	-	-	-	-	NSYPIN54	-	NSYPFCR	500	400	150
-	-	-	-	-	-	NSYPIN54	NSYSDCR200	NSYPFCR	500	400	200
-	-	-	-	-	-	NSYPIN54	NSYSDCR250	NSYPFCR	500	400	250
-	-	-	-	-	-	-	NSYSDCR250	NSYPFCR	500	500	250
-	-	-	-	-	-	NSYPIN64	-	NSYPFCR	600	400	150
-	-	-	-	-	-	NSYPIN64	NSYSDCR200	NSYPFCR	600	400	200
-	-	-	-	-	-	NSYPIN64	NSYSDCR250	NSYPFCR	600	400	250
-	-	-	-	-	-	-	-	NSYPFCR	600	500	150
-	-	-	-	-	-	-	NSYSDCR200	NSYPFCR	600	500	200
-	-	-	-	-	-	-	NSYSDCR250	NSYPFCR	600	500	250
NSYVDM12UF	NSYVDM11UP	-	-	-	-	-	NSYSDCR200	NSYPFCR	600	600	200
NSYVDM12UF	NSYVDM11UP	-	-	-	-	-	NSYSDCR250	NSYPFCR	600	600	250
NSYVDM12UF	NSYVDM11UP	NSYSPS3100SD	NSYSPF6100	NSYSPS3200SD	NSYSPF6200	-	NSYSDCR300	NSYPFCR	600	600	300
-	-	NSYSPS3100SD	NSYSPF8100	NSYSPS3200SD	NSYSPF8200	-	NSYSDCR300	NSYPFCR	600	800	300
-	-	-	-	-	-	NSYPIN75	NSYSDCR200	NSYPFCR	700	500	200
-	-	-	-	-	-	NSYPIN75	NSYSDCR250	NSYPFCR	700	500	250
NSYVDM17UF	-	-	-	-	-	NSYPIN86	NSYSDCR200	NSYPFCR	800	600	200
NSYVDM17UF	NSYVDM16UP	-	-	-	-	NSYPIN86	NSYSDCR250	NSYPFCR	800	600	250
NSYVDM17UF	NSYVDM16UP	NSYSPS3100SD	NSYSPF6100	NSYSPS3200SD	NSYSPF6200	NSYPIN86	NSYSDCR300	NSYPFCR	800	600	300
NSYVDM17UF	NSYVDM16UP	NSYSPS4100SD	NSYSPF6100	NSYSPS4200SD	NSYSPF6200	NSYPIN86	NSYSDCR400	NSYPFCR	800	600	400
-	-	-	-	-	-	-	NSYSDCR200	NSYPFCR	800	800	200
-	-	NSYSPS3100SD	NSYSPF8100	NSYSPS3200SD	NSYSPF8200	-	NSYSDCR300	NSYPFCR	800	800	300
-	-	NSYSPS3100SD	NSYSPF10100	NSYSPS3200SD	NSYSPF10200	-	NSYSDCR300	NSYPFCR	800	1000	300
-	-	NSYSPS3100SD	NSYSPF12100	NSYSPS3200SD	NSYSPF12200	-	NSYSDCR300	NSYPFCR	800	1200	300
NSYVDM21UF	NSYVDM20UP	-	-	-	-	NSYPIN106	NSYSDCR250	NSYPFCR	1000	600	250
NSYVDM21UF	NSYVDM20UP	NSYSPS3100SD	NSYSPF6100	NSYSPS3200SD	NSYSPF6200	NSYPIN106	NSYSDCR300	NSYPFCR	1000	600	300
NSYVDM21UF	NSYVDM20UP	NSYSPS4100SD	NSYSPF6100	NSYSPS4200SD	NSYSPF6200	NSYPIN106	NSYSDCR400	NSYPFCR	1000	600	400
-	NSYVDM20U8P	-	-	-	-	NSYPIN108	NSYSDCR250	NSYPFCR	1000	800	250
-	NSYVDM20U8P	NSYSPS3100SD	NSYSPF8100	NSYSPS3200SD	NSYSPF8200	NSYPIN108	NSYSDCR300	NSYPFCR	1000	800	300
-	NSYVDM20U8P	NSYSPS4100SD	NSYSPF8100	NSYSPS4200SD	NSYSPF8200	NSYPIN108	NSYSDCR400	NSYPFCR	1000	800	400
-	-	NSYSPS3100SD	NSYSPF10100	NSYSPS3200SD	NSYSPF10200	-	NSYSDCR300	NSYPFCR	1000	1000	300
-	-	NSYSPS3100SD	NSYSPF12100	NSYSPS3200SD	NSYSPF12200	-	NSYSDCR300	NSYPFCR	1000	1200	300
-	-	NSYSPS4100SD	NSYSPF12100	NSYSPS4200SD	NSYSPF12200	-	NSYSDCR400	NSYPFCR	1000	1200	400
-	-	NSYSPS3100SD	NSYSPF6100	NSYSPS3200SD	NSYSPF6200	NSYPIN126	NSYSDCR300	NSYPFCR	1200	600	300
-	-	NSYSPS4100SD	NSYSPF6100	NSYSPS4200SD	NSYSPF6200	NSYPIN126	NSYSDCR400	NSYPFCR	1200	600	400
-	NSYVDM25U8P	NSYSPS3100SD	NSYSPF8100	NSYSPS3200SD	NSYSPF8200	NSYPIN128	NSYSDCR300	NSYPFCR	1200	800	300
-	NSYVDM25U8P	NSYSPS4100SD	NSYSPF8100	NSYSPS4200SD	NSYSPF8200	NSYPIN128	NSYSDCR400	NSYPFCR	1200	800	400
-	-	NSYSPS3100SD	NSYSPF10100	NSYSPS3200SD	NSYSPF10200	-	NSYSDCR300	NSYPFCR	1200	1000	300
-	-	NSYSPS4100SD	NSYSPF10100	NSYSPS4200SD	NSYSPF10200	-	NSYSDCR400	NSYPFCR	1200	1000	400
-	-	NSYSPS3100SD	NSYSPF12100	NSYSPS3200SD	NSYSPF12200	-	NSYSDCR300	NSYPFCR	1200	1200	300
-	-	NSYSPS4100SD	NSYSPF12100	NSYSPS4200SD	NSYSPF12200	-	NSYSDCR400	NSYPFCR	1200	1200	400
-	-	NSYSPS3100SD	NSYSPF10100	NSYSPS3200SD	NSYSPF10200	-	NSYSDCR300	NSYPFCR	1400	1000	300

⁽¹⁾ To install the plinth to a wall-mounted enclosure, order ref. NSYAPFWM.